

Please retain this section of warranty for your records.

MILEAGE CLAIM FORM

Should it become necessary to make a mileage claim, the information on this sheet must be completed and submitted through the Pirelli servicing dealer. **Unshaded boxes to be filled in by dealer at time of purchase.**



DEALER NAME	
LOCATION	
TELEPHONE NUMBER	
TIRE SIZE	RECOMMENDED PRESSURE FRONT REAR



CUSTOMER NAME		TELEPHONE NUMBER	
D.O.T. IDENTIFICATION NO. (12 DIGITS)			
ODOMETER READING		DATE	
ON			
OFF			



CUSTOMER NAME		TELEPHONE NUMBER	
D.O.T. IDENTIFICATION NO. (12 DIGITS)			
ODOMETER READING		DATE	
ON			
OFF			



CUSTOMER NAME		TELEPHONE NUMBER	
D.O.T. IDENTIFICATION NO. (12 DIGITS)			
ODOMETER READING		DATE	
ON			
OFF			



CUSTOMER NAME		TELEPHONE NUMBER	
D.O.T. IDENTIFICATION NO. (12 DIGITS)			
ODOMETER READING		DATE	
ON			
OFF			



DEALER TO AFFIX ABOVE LABELS TO WARRANTY FORM WHEN MAKING A MILEAGE CLAIM

Inflation pressure must be checked at least once a month and should be checked only when the tire is cold or before it has been driven. Driving even a short distance, (1 mile or 2 to 3 minutes) causes tires to heat up and the air pressure to increase approximately 4 psi. In case it is necessary to adjust the air pressure in tires that have been driven on, the air pressure should be increased to a gauge reading of 4 psi higher than the recommended cold inflation pressure.

For Example Only:

Gauge Reading of Hot Tire:	27 psi
Recommended Cold Inflation Pressure:	26 psi
Desired Gauge Reading of Hot Tire:	26 psi + 4 psi = 30 psi
Therefore:	Add 3 psi

Check cold inflation pressure on tires, at least by the next day. Never reduce or "bleed" air from hot tires since your tires will then be underinflated when they cool down. Always use a reliable pressure gauge.

4. UHP Summer Tires

The special tread compounds formulated for ultra high performance summer tires are optimized for maximum dry and wet performance in warm temperatures. The compounds in these tires will have decreased performance, such as lateral and braking traction, at temperatures below 45° F or when driving on snow or ice. In addition, they can lose flexibility and may develop random surface cracks at very cold temperatures; therefore extra care should be used in handling tires. It is recommended to install winter tires in these lower temperature conditions.

5. DOT Street Legal Competition Tires

P Zero Trofeo, P Zero Trofeo R, P Zero Corsa and P Zero Corsa System tire lines use special tire construction and compounds to achieve their distinctive performance in dry conditions. As a result of that, their performance in cold temperatures, heavy rain or standing water will be decreased. Use extreme caution and drive slowly on wet roads. The minimum tread depth will be reached earlier than normal road tires, resulting in reduced tread life.

6. Winter Tires

The standard Pirelli tires may be effective in light snow conditions. However, for winter use, you may wish to install winter tires. During winter use, Pirelli strongly recommends the fitment of 4 winter tires. Please check your vehicle owner's manual concerning winter tire size recommendation. If the winter tires have a lower speed rating than the original equipment tires, vehicle handling may be affected, and the vehicle maximum speed must be reduced to the winter tire speed rating. Pirelli requires that studded tires be installed on all four positions. Installing studded tires only on the drive positions of any vehicle, including a front wheel drive vehicle, may cause adverse handling characteristics.

7. Run Flat Tires

Always refer to the vehicle owner's manual with respect to specific safety and operating information relating to the vehicle. Damaged Run Flat tires or Run Flat tires that have experienced a loss of pressure should immediately be replaced with another Run Flat tire of identical size and Service Description (Load Index and Speed Symbol). Run Flat tires have been developed based on the specifications of the vehicles on which they are mounted. Accordingly, Run Flat tires should only be mounted on vehicles specifically manufactured to accommodate Run Flat tires.

Run Flat tires must be mounted in conjunction with a functional Tire Pressure Monitoring System (TPMS). The mounting of tires and installation of the Tire Pressure Monitoring System (TPMS) should be carried out by a specialized Pirelli dealer.

8. Pirelli "Seal Inside" Technology

Select Pirelli tires incorporate "Seal Inside" technology, a construction designed to stop the loss of air from a tire when punctured by an object. The "Seal Inside" technology is not designed or intended to be a permanent repair. Should the "Seal Inside" technology be activated, immediately drive your vehicle to a Pirelli dealer for an inspection to determine if repair or replacement is needed. Go to www.us.pirelli.com for more information.

9. Pirelli Noise Cancelling System

Select Pirelli tires are constructed with Pirelli Noise Cancelling System (PNCS) technology. If an original equipment or replacement PNCS tire becomes unserviceable due to workmanship or materials anomalies or road hazard injury during the initial warranty period, which is within the first year (purchase receipt required) or the first 2/32" of the original usable tread, the tire will be replaced with the same or comparable tire at no

charge for the tire to the owner. After the initial warranty period, if a PNCS tire becomes unserviceable due to workmanship or materials anomalies or road hazard injury, the owner must pay the cost of a comparable new Pirelli replacement tire on a pro-rata basis.

10. Tire Replacement

The tires fitted to your vehicle as original equipment were tested and approved by the vehicle manufacturer and the tire manufacturer and take into account all aspects of the vehicle's operation. Changes in the tire size, type or construction should not be made without seeking advice from the vehicle or tire manufacturer or an authorized Pirelli dealer since unapproved tires on your vehicle could adversely affect steering, handling, braking and traction. The tire information (tire size, load index and speed symbol) as found on the vehicle placard or in the owner's manual should always be followed when replacing tires. It is strongly recommended that Pirelli tires be mounted in sets of four with the same tread type. Pirelli tires should not be mixed with other tire brands. It is necessary to follow this procedure because different tire constructions have different handling characteristics. Tires on the same axle must be the same manufacturer, brand, tire size, load index, speed rating and Pirelli part number.

When changing only two tires on a vehicle which is homogeneously fitted (four tires of the same tire size), fit the new tires on the rear axle. This applies to all vehicles regardless of their drive axle. (Front or Rear Drive).

On all wheel drive or four wheel drive vehicles the tires must always be replaced in sets of four.

When replacing tires on light truck vehicles, you should always follow the vehicle manufacturer's recommendations. Passenger and light truck tires are not interchangeable, due to differences in their pressures and load carrying capacity.

P-Metric and Euro-Metric Interchangeability: Euro-Metric (Example: 225/45R17) tires have a load index which is equal to or greater than that of the same size P-Metric (Example: P225/45R17) tire. Therefore, they have the same or higher load carrying capacity at the maximum rated inflation pressure. Always check with your tire dealer or Pirelli Tire Consumer Affairs to be sure of the exact interchangeability to maintain proper vehicle dynamics.

Please be aware that it is important that, before fitting the suggested tires, the fitment is allowed by the technical specifications of the vehicle, the vehicle manufacturer and the relevant homologations. Pirelli does not express any view as to the compatibility of the wheel/tire combination with the technical specifications for the chassis and vehicle.

TO MAINTAIN VEHICLE DYNAMICS AND LOAD CARRYING CAPACITY, REPLACEMENT TIRES MUST ALWAYS HAVE A LOAD INDEX AND SPEED SYMBOL EQUAL TO OR GREATER THAN THOSE FITTED AS ORIGINAL EQUIPMENT.

When installing plus size fitments, you should consult with the dealer regarding any suspension or braking system modifications which may be recommended for the vehicle.

11. Tire Inspection

As a minimum, tires should be examined and air pressure checked monthly and always prior to long trips. They should also be examined if you strike any unusual object on the road. Tires showing bulges, cracks, cuts, penetrations or uneven wear must be dismantled and examined by an authorized Pirelli tire dealer and replaced if necessary. Pirelli tires have treadwear indicators in the tread grooves, which clearly show when the tread has worn to 2/32" remaining. At this point, your tires must be replaced because they do not meet the federal minimum tread depth and they may be dangerous if left in service.

The mere passage of time (age) does not cause tires to deteriorate, but rather exposure to outside forces. Such outside forces can include, but are not limited to: road hazards, punctures, improper repairs, misalignment, under inflated operation, over inflated operation, excessive heat caused by over deflected operation, excessive exposure to ozone, improper storage conditions, etc. Tire companies can only have an impact on a few of these exposures. Tire companies add anti-ozinents and anti-oxidants (anti-degradation compounds) to minimize degradation. Pirelli believes that since there is no way to accurately predict what outside forces a tire will be exposed to there is no scientifically supportable age limit that can be set for tires.

To avoid cosmetic damage, use a mild soap solution to clean sidewalls and rinse off with low pressure tap water. Never apply cleaners or dressings to enhance sidewall appearance to avoid removal of antioxidants, which are intended to prevent ozone degradation. The removal of antioxidants may degrade the rubber and can lead to sidewall cracking. The use of high-pressure sprayers may cause sidewall damage. To remove the protective film from a Pirelli tire with white letters, first flood the area with a stream of water from a hose. After a minute or two the film will soften and it can be removed with soft nylon brush if needed.

WARNING: Driving on a damaged tire is dangerous, as the tire can suddenly fail, which can lead to an accident and serious personal injury or death.

12. Tire Rotation

Pirelli recommends that you follow the tire rotation procedure as defined in your vehicle owner's manual. If there is no procedure specified, Pirelli recommends tire rotation every 5,000 to 7,000 miles to optimize your tire wear.

13. Tire Repair

Punctures, nail holes or cuts located in the tread area of Pirelli tires may be repaired if the diameter does not exceed 1/4". The repair material used must seal the innerliner and fill the injury to be considered a permanent repair. U.S. Tire Manufacturers Association and industry approved repair methods include a combination of a plug and a patch; chemical or hot vulcanizing patches, and head type plugs; all which are applied from inside the tire. A self-vulcanizing plug repair may be used only in conjunction with a patch repair, but not by itself. Plugs may cause further damage to the tire, they are not always airtight and the plug may fail. If a tire puncture exceeds 1/4" or is located in the shoulder or sidewall deflection areas, the tire must be replaced. Never resort to tubes in tubeless tires or sleeves or large thick patches, which can upset the balance and may result in a sudden failure at highway speeds and high operating temperatures.

WARNING: Driving on an improperly repaired tire is dangerous, as the tire can suddenly fail, which can lead to an accident and serious personal injury or death.

PIRELLI TIRE DOES NOT ENDORSE:

- 1) The use of tire sealants in Pirelli tires to repair, even temporarily, a puncture;
- 2) The repairing of V, W, Y or Z Speed Rated tires;
- 3) The repairing of Run Flat or PNCS tires.

14. Storage

Should you need to store tires after removal from a vehicle (as in the case of winter tires), they should be stored in a cool, dry place. Tire storage areas should be cool (50° F ~ 70° F), dry, non-dusty, and moderately well ventilated. To protect your tires from damage related to: heat, water, ozone and direct sunlight, it is suggested you place them in opaque, waterproof containers (e.g., plastic trash bags). It is vital that the tires do not come in contact with sources of heat i.e. radiators, hot pipes, etc. and tires should never be allowed to stand or come into contact with water or any other chemicals.

15. Tubes in Tubeless Tires

Under no circumstances are tubes to be used in Pirelli tires marked "Tubeless". This includes tires that have been repaired. If the tire's pressure retention ability has been affected, so as to necessitate a tube being installed, the tire must be replaced.

16. Tire Valves

Whenever new tires are installed on your wheels, new tire valves of the correct type must be installed. During your routine tire inspection, verify that all your valves have proper valve caps. Replace as necessary, since the valve cap is also a seal against pressure loss.

17. Tire Dismounting and Mounting

Tire fitting is best left to professionals who have the equipment and training to perform the task properly and safely using U.S. Tire Manufacturers Association procedures or the vehicle manufacturer's recommendations. Your wheels should be in good, clean condition. Wheels should be inspected for distortion, dents, cracks, rust and foreign matter, and be replaced as necessary. NEVER EXCEED 40 PSI WHEN SEATING BEADS.

18. Tire/Wheel Alignment and Balancing

Tire/Wheel alignment specifications are issued by your vehicle manufacturer and your vehicle must be kept within these tolerances. You should have your alignment checked annually or whenever you notice any irregular wear or vibrations. Tire/Wheel alignment is important for safety and maximum performance and mileage from your tires.

Tire/Wheel assemblies should be balanced each time a tire is mounted to a wheel.

For more information or service regarding Pirelli tires, please contact your nearest Authorized Pirelli Dealer. To locate an authorized Pirelli Dealer in your area, refer to the Dealer Locator section on the Pirelli web site at www.us.pirelli.com

P ZERO, P ZERO TROFEO, P ZERO CORSA, P ZERO ROSSO, P ZERO NERO GT, P ZERO NERO, CINTURATO, SCORPION, SCORPION ZERO, SCORPION VERDE, P1, P4, P6, P7 are trademarks of Pirelli Tyre S.p.A.
"Confidence *Plus* Plan" is a trademark of **Pirelli Tire LLC**

Pirelli Tire LLC
100 Pirelli Drive, Rome, GA 30161
1-800-747-3554 (1-800-PIRELLI)
www.us.pirelli.com

ORIGINAL EQUIPMENT & REPLACEMENT LIMITED WARRANTY

PASSENGER & LIGHT TRUCK TIRES



POWER IS NOTHING WITHOUT CONTROL

100 Pirelli Drive, Rome, GA 30161

1-800-747-3554 (1-800-PIRELLI)

www.us.pirelli.com

2017 Pirelli Tire LLC Revised 7/18/2017
Document Control No. C90.CD.QA.018.A



POWER IS NOTHING WITHOUT CONTROL

Technology designed
with the best car
makers to enhance
the performance of
your car.

PIRELLI® ORIGINAL EQUIPMENT
& REPLACEMENT LIMITED WARRANTY
PASSENGER & LIGHT TRUCK TIRES

What Is Warranted and Who Is Eligible Under the Limited Warranty?
Pirelli Tire LLC (Pirelli), 100 Pirelli Drive, Rome, GA 30161, warrants to the original purchaser that all Pirelli Original Equipment and Replacement Passenger and Light Truck radial tires with a complete D.O.T. identification number and branded Pirelli, which are supplied by Pirelli, either directly or through an authorized Dealer, and which are mounted on passenger cars, vans and light trucks within the U.S.A. and Canada will be free from anomalies in workmanship and materials. The Pirelli Original Equipment & Replacement Limited Warranty is subject to periodic revision; see the Tire Warranty section at www.us.pirelli.com for the latest version.

Tire Registration
Please request that your dealer register your replacement tires, provide you with a registration card, or go to www.us.pirelli.com to register your tires on line. In case of a tire recall, we can reach you only if we have your name and address. You must register your tires to be on our list.

What Is the Adjustment Policy and For How Long?
This warranty is extended to the first retail purchaser of the tire in the United States and Canada with the original purchase invoice or to the original owner of the vehicle on which Pirelli tires come mounted as Original Equipment. If an eligible Pirelli tire becomes unserviceable due to workmanship or material anomalies during its initial warranty period, which is within the first year (purchase receipt required) or within the first 2/32" of the original usable tread, whichever comes first, the tire will be replaced with the same or comparable tire at no charge to the owner".
After the initial warranty period, if a Pirelli tire becomes unserviceable due to workmanship or material anomalies the owner must pay the cost for a comparable Pirelli replacement tire on a pro-rata basis". The authorized Pirelli Dealer will determine the cost by multiplying the percentage of the original usable tread worn by the current dealer selling price.
Ride related warranty claims must be submitted within the first 2/32" of wear or one year from the date of original retail purchase of the vehicle or purchase of replacement tires (purchase receipt required), whichever comes first, to be considered. If accepted they will be paid at 100% of the dealer selling price".
***Note:** This Limited Warranty does not cover any associated service charges, including costs associated with mounting and balancing of the tire.
A tire has delivered its original usable tread life and is considered to be 100% worn when the treadwear indicators (2/32" tread remaining) become visible, regardless of age or mileage.

Original Equipment and Replacement Tires Definitions
Original Equipment Tires are defined as tires supplied as original equipment by the vehicle manufacturer on new vehicles.
Replacement Tires are defined as tires mounted to your vehicle after the Original Equipment tires have been removed.

Pirelli Color Edition Tires
Pirelli Color Edition tires have special warranty provisions as listed below, in addition to the standard terms of this Limited Warranty.

- Both Pirelli Original Equipment and Replacement Color Edition tires are covered for road hazards. To qualify for Road Hazard coverage, a completed claim form along with the tire exhibiting the road hazard must be returned to Pirelli through an authorized Pirelli dealer. If a Color Edition tire becomes unserviceable due to workmanship or materials anomalies or road hazard injury during the initial warranty period, which is within the first year (purchase receipt required) or within the first 2/32" of the original usable tread, the tire will be replaced with the same tire at no charge for the tire to the ower. After the initial warranty period, if a Color Edition tire becomes unserviceable due to workmanship or materials anomalies or road hazard injury, the owner must pay the cost of a new Pirelli replacement tire on a pro-rata basis. The authorized Pirelli dealer will determine the cost by multiplying the percentage of the original usable tread worn by the current dealer selling price. The owner must pay for any associated service charges, including costs associated with mounting and balancing of the tire. This Road Hazard Policy is not a warranty. Pirelli does not warranty that a Pirelli tire will not fail due to road hazard and does not authorize any person, including authorized Pirelli dealers, to make such a warranty.
- There will be limited warranty coverage for any type of degradation of the color label. This would cover issues such as: separation of the label from the tire sidewall, significant change in color, flaking/chipping of the color, etc. Final determination of warranty coverage will be made by the Pirelli Warranty center.
- It is the owner's responsibility to ensure that if the tires are removed from the car, that they are stored in the special tire storage bags in which the tires were originally sent.

Pirelli Confidence Plus Plan for Select Replacement Tire Lines
This Limited Warranty includes a 30 day trial period for select Pirelli Replacement Tires installed as a set of four (4) (front and rear). Within 30 days of your original purchase date, you may return the set of eligible Pirelli Replacement Tires you wish to replace to the original place of purchase along with the original purchase sales receipt and exchange them for a different set of Pirelli Replacement Tires. For details regarding terms and conditions go to www.us.pirelli.com.

Replacement Tire Lines Which Qualify for the Confidence Plus Plan
Cinturato™ P1™ *Plus*
Cinturato P7™ All Season *Plus*
P4™ Four Seasons *Plus*
P Zero™ All Season *Plus*
Scorpion Verde™ All Season *Plus*
Scorpion Zero™ All Season *Plus*

Treadwear Warranty for Select Replacement Tire Lines Only
This Limited Warranty also warrants to the original consumer purchaser that the tread life of select Replacement Tires which are supplied by Pirelli either directly or through an authorized Pirelli dealer will have Treadwear Warranty coverage for the described vehicle odometer miles from the point of original retail purchase. Should qualifying treadwear mileage conditions be met, the authorized Pirelli Dealer will determine the replacement tire cost by multiplying the percentage of the mileage obtained by the current dealer selling price. This Treadwear Warranty does not extend to anyone other than the original consumer purchaser.

Replacement Tire Lines Which Qualify for the Treadwear Warranty
Cinturato P1 *Plus*
P4 Four Seasons
P4 Four Seasons *Plus*
P6™ Four Seasons *Plus*
Cinturato P7 All Season *Plus*
P Zero All Season *Plus*
P Zero Nero™ All Season
Scorpion ATR
Scorpion STR
Scorpion Verde All Season *Plus*
Scorpion Zero All Season *Plus*

Treadwear Warranty Conditions

- You are the original purchaser of the tires and have a copy of the original invoice showing the application mileage.
- You are the owner of the vehicle on which the tires were originally installed.
- The tires are Replacement tires (The Pirelli Treadwear Warranty does not apply to Original Equipment tires).
- You have had the tires rotated every 5,000 to 7,000 miles.
- The tires are worn evenly across the tread, down to the treadwear indicator (2/32" of wear) at which time they are considered to be 100% worn out. There cannot be more than a 2/32" tread depth difference across the tire.
- Your servicing Pirelli dealer has completed the Tire Rotation Record.
- The Pirelli Treadwear Warranty does not apply to Original Equipment fitments.
- Pirelli Winter tires are not covered under the Treadwear Warranty.
- Passenger and P-Metric Light Truck tires are not covered for mileage when used on commercial vehicles or in commercial applications.
- For vehicles equipped with staggered size fitments (different tire sizes front and rear), the mileage warranty for the rear tires will be 50% of the stated mileage warranty for that line.

TREADWEAR WARRANTY		
Tire Line		Mileage Rating
Cinturato P1 <i>Plus</i>		35,000
P4 Four Seasons T		85,000
P4 Four Seasons H		65,000
P4 Four Seasons T <i>Plus</i>		90,000
P4 Four Seasons H <i>Plus</i>		70,000
P4 Four Seasons V <i>Plus</i>		65,000
P6 Four Seasons <i>Plus</i>		45,000
Cinturato P7 All Season <i>Plus</i>		70,000
P Zero Nero All Season		45,000
P Zero All Season <i>Plus</i>		50,000
Scorpion ATR		50,000
Scorpion STR		65,000
Scorpion Verde All Season <i>Plus</i>		65,000
Scorpion Verde All Season (see below)		
Scorpion Zero All Season <i>Plus</i>		50,000

Scorpion Verde All Season Treadwear Warranty

- All Scorpion Verde All Season tires produced prior to 2014 (DOT code prior to 2014) will be eligible for a 50,000 mile Treadwear Warranty for H and V rated, and 60,000 mile Treadwear Warranty for T rated tires.
- All Scorpion Verde All Season tires produced in 2014 and beyond are not eligible for Treadwear Warranty coverage.

Road Hazard Policy for Run Flat and PNCS Tires Only
Both Pirelli Original Equipment and Replacement tires manufactured with Pirelli Run-Flat technology are covered for road hazards. Pirelli Run Flat tires are manufactured with technology that allows limited low-inflation operation in the event of sudden loss of pressure. In addition, select Pirelli tires are manufactured with noise cancelling technology (Pirelli Noise Cancelling System, or "PNCS"). Pirelli does not recommend the repair of Run Flat tires or PNCS tires and as a result,

Pirelli provides road hazard coverage on all Pirelli produced tires that are manufactured with either Run Flat or PNCS technology.
To qualify for Run Flat Road Hazard coverage, a completed claim form along with the tire exhibiting the road hazard must be returned to Pirelli through an authorized Pirelli dealer. If a Run Flat or PNCS tire becomes unserviceable due to workmanship or materials anomalies or road hazard injury during the initial warranty period, which is within the first year (purchase receipt required) or within the first 2/32" of the original usable tread, the tire will be replaced with the same or comparable tire at no charge for the tire to the owner. After the initial warranty period, if a Run Flat or PNCS tire becomes unserviceable due to workmanship or materials anomalies or road hazard injury, the owner must pay the cost of a comparable new Pirelli replacement tire on a pro-rata basis.
The authorized Pirelli dealer will determine the cost by multiplying the percentage of the original usable tread worn by the current dealer selling price. The owner must pay for any associated service charges, including costs associated with mounting and balancing of the tire.
This Road Hazard Policy is not a warranty. Pirelli does not warranty that a Pirelli tire will not fail due to road hazard and does not authorize any person, including authorized Pirelli dealers, to make such a warranty

What Is Not Covered by the Limited Warranty?

- Tires on any vehicle registered and normally operated outside the United States of America or Canada.
- Tires transferred from the vehicle on which they were originally installed.
- Tires which are misapplied due to improper fitment, insufficient Speed Rating, or Load Index, or undersized or oversized tires.
- Ride related anomalies after the first 2/32" of treadwear.
- Claims for irregular wear.
- Tires damaged from improper mounting/dismounting practices, abuse, misuse, or neglect.
- Tire dealer/retailer services: mounting, dismounting, balancing, tire rotation, studding or wheel alignment costs.
- Passenger tires (Euro-metric/P-metric) used on commercial vehicles or used in commercial applications.
- Mileage warranty on tires fitted as Original Equipment (Pirelli tires supplied as Original Equipment on new vehicles).
- Tires improperly repaired or with repairs not conforming to U.S. Tire Manufacturers Association standards, or with section repairs, or with a self-vulcanizing plug only or patch only.
- Tires in which anything other than air or nitrogen has been used as the support medium.
- Tires injected with liquid balancer or sealant or any other balancing material.
- Tires which have been modified by the addition or removal of material or any tire intentionally altered to change its appearance or performance.
- Tires which have been recapped, retreaded or regrooved.
- Tires used in any form of racing or any high performance driving event including high performance driving schools/instruction and track day events.
- Tires removed in multiples when only one tire can be claimed, or is suspect of a claim.
- Tires which become unserviceable because of tire operation in excess of tire/wheel manufacturers' specifications and recommendations, including spinning.
- Tires which emit excessive noise or become unserviceable because of a mechanical irregularity in the vehicle such as misalignment, defective brakes, defective shock absorbers or struts, or improper rims.
- Tires damaged by fire, chemical corrosion, vandalism, wrecks, theft, run while flat, underinflated, overinflated or abused during servicing.
- Tires affected by flat spotting caused by improper transport or storage.
- Tires which become unserviceable because of road hazard injuries (e.g., nails, glass, metal objects) or other penetrations or snags, bruises or impact damage, except for specific Color Edition, Run Flat or PNCS lines/sizes covered by the Pirelli Road Hazard Policy.
- Tires which have been run on a dynamometer.
- Tires that are 100% worn, which is when any treadwear indicator (2/32" tread remaining) become visible regardless of age or mileage.
- Tires which develop surface cracks due to use in low ambient temperatures, (except for winter and all season tires as defined under in the applicable Pirelli Product Catalog).

Owner's Responsibilities
The owner is responsible for proper tire care and maintenance. Maintain the correct tire pressure recommended by frequently checking the tire pressure with an accurate pressure gauge. Using vehicle manufacturer suggestions based on load will improve tire life and your satisfaction with the tires

CAUTION:
Please be aware that it is important to ensure that, before fitting the suggested tires, the fitting is allowed by the technical specifications of the vehicle, the vehicle manufacturer and the relevant homologations. Pirelli does not express any view as to the compatibility of the wheel/tire combination with the technical specifications for the chassis and vehicle.

TO MAINTAIN VEHICLE DYNAMICS AND LOAD CARRYING CAPACITY, REPLACEMENT TIRES MUST ALWAYS HAVE A LOAD INDEX AND SPEED RATING THAT EQUALS OR EXCEEDS THAT OF THE ORIGINAL EQUIPMENT TIRES OF THE VEHICLE.

How to Make a Claim under This Limited Warranty
To receive consideration for warranty coverage, the tire(s) must be returned to any authorized Pirelli dealer. If the authorized Pirelli dealer believes that the tire(s) may be covered by this Limited Warranty, it will submit the tire to Pirelli. Pirelli's Tire Inspection Personnel will then make a determination regarding qualification for coverage under this Limited Warranty.

When making a claim under the terms of this Limited Warranty, you must present the tire(s) along with the proof of purchase to any authorized Pirelli Dealer. Once tires are returned to Pirelli by an authorized Pirelli dealer and credit has been issued, submitted tires become the property of Pirelli. To locate an authorized Pirelli Dealer in your area, refer to the Dealer Locator at www.us.pirelli.com.

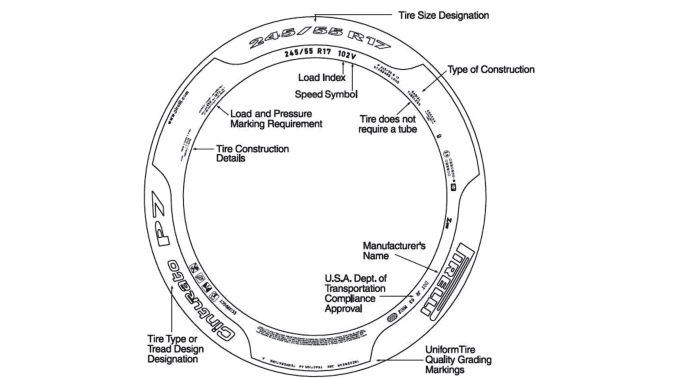
WARRANTY AND REMEDY LIMITATIONS
THIS LIMITED WARRANTY IS THE ONLY EXPRESS WARRANTY GIVEN BY PIRELLI. PIRELLI DOES NOT MAKE ANY OTHER EXPRESS WARRANTY, INCLUDING WITHOUT LIMITATION THE IMPLIED WARRANTIES OF MERCHANTABILITY OR FITNESS FOR A PARTICULAR PURPOSE (WHICH ARE EXPRESSLY DISCLAIMED). PIRELLI DOES NOT AUTHORIZE ANY OTHER PERSON, INCLUDING AUTHORIZED PIRELLI DEALERS OR VEHICLE MANUFACTURERS, OR VEHICLE DEALERS, TO CHANGE THIS WARRANTY OR CREATE ANY OTHER OBLIGATION IN CONNECTION WITH PIRELLI TIRES. THE RIGHTS AND REMEDIES AVAILABLE ARE LIMITED TO THOSE RIGHTS AND REMEDIES STATED IN THIS LIMITED WARRANTY. ALL OTHER REMEDIES ARE EXCLUDED. IN NO EVENT SHALL PIRELLI BE RESPONSIBLE FOR ANY CONSEQUENTIAL, INCIDENTAL OR SPECIAL DAMAGE(S) IN CONNECTION WITH A PIRELLI TIRE, WHETHER FOR BREACH OF THIS LIMITED WARRANTY, OTHER CONTRACT BREACH, NEGLIGENCE OR OTHER TORT, OR ANY STRICT LIABILITY THEORY.

Some states do not allow the exclusion or limitation of incidental or consequential damages, so the above exclusion may not apply to you. This warranty gives you specific legal rights and you may also have other rights which vary from state to state.

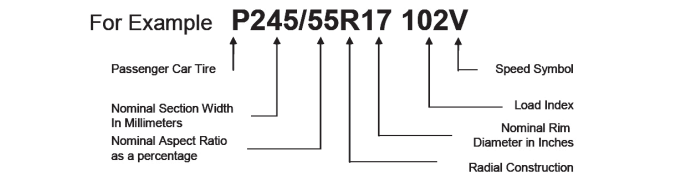
If further assistance or information is needed regarding Pirelli tires please contact:
Pirelli Tire LLC
Consumer Affairs Group
100 Pirelli Drive
Rome, GA 30161
Monday through Friday
8:00 AM to 6:00 PM Eastern Standard Time
1-800-747-3554 (option #2)
consumer.affairs@pirelli.com

TIRE CARE AND SERVICE

1. Tire Sidewall Markings




Tire Size: A combination of alphabetic and numeric characters that indicate the nominal dimensions of a tire:



Load Index Number, a numeric code which indicates the maximum load carrying capacity of a tire at the maximum cold inflation pressure.
Speed Symbol, an alphabetical code which indicates the maximum speed at which the tire can carry a load corresponding to its Load Index when properly inflated. These two items together are known as the "Service Description".

Speed Symbol Chart	Q	R	S	T	U	H	V	W	Y	(Y)
SPEED SYMBOLS										
MPH	99	106	112	118	124	130	149	168	186	>186

"For tires having a maximum speed capability above 149 mph, a "ZR" may appear in the size designation; above 186 mph, a "ZR" must appear in the size designation, and a Service Description, including the "Y" speed symbol, must be included in brackets.
Other Markings:
P - As part of the tire size designation (e.g., P205/65R15), is used to indicate tires are intended for service on passenger cars.
LT - As part of the tire size designation (e.g., LT235/75R15), is used to indicate the tires are intended for service on light truck vehicles.
M&S - Letters used to indicate a tire suitable for Mud and Snow and/or All Season usage.
XL - As part of the size designation (e.g., P235/75R16 XL), is used to indicate the tire can carry more load as the maximum inflation pressure and load are greater than a standard load version. (Also could be called REINFORCED).

 - 3 peak mountain snowflake pictograph used to indicate a tire suitable for use in severe snow conditions.

2. Tire Categories:
ALL SEASON TIRES (All Weather Tires): Tires that are designed to perform in a variety of road conditions in all seasons of the year. An all season tire will carry "M+S", "M&S", or "M/S" designation on the sidewall. All Season tires may carry a treadwear warranty depending on the product line.
SUMMER TIRES (Ultra High Performance): Summer Performance tires offer superior handling, grip and cornering ability compared to standard tires under certain conditions. They are rated for operation at higher speeds. Ultra High Performance tires each have different performance characteristics, UTQG ratings and rate of wear depending on the product line. Some lines may carry a treadwear warranty.
WINTER TIRES (SNOW TIRES): A winter tire is a tire with a tread design and compound made specifically for snowy and icy conditions and is identified by M&S, M+S or M/S markings on the sidewalls. Tires designed for use in severe snow conditions are further identified with a pictograph of a mountain with a snowflake on the sidewalls and must meet specific snow performance test requirements. Pirelli Winter tires do not carry a treadwear warranty.
The information provided above is an overview of tire types. Tread patterns and rubber compounds vary among the seasonal tire types and provide varying performance characteristics and limitations. Summer performance tires are different than winter and all-season types. To determine which Pirelli lines carry a treadwear warranty, please refer to the Treadwear Warranty sections in this document.
3. Pressure Recommendations
Recommended tire inflation pressures for your vehicle can be found either on your vehicle's tire placard or in your owner's manual. Correct pressures are related to load, speed and vehicle handling and are vital for even braking, maximum traction and good tire life. Under no circumstances should your tire's cold inflation pressure be less than that indicated on your vehicle's tire placard or in your owner's manual or higher than the maximum cold inflation pressure molded on to the tire's sidewall. Underinflation causes excessive flexing, deterioration of the tire and rapid wear of the tread edges. Overinflation results in an uncomfortable ride, a reduced area of tire contact with the road surface (i.e., smaller tire footprint), higher susceptibility to impact damage and rapid wear on the tread center.
Whether inflated by air or nitrogen, regular inflation pressure maintenance remains critical and necessary. Use of nitrogen alone is not a replacement for regular inflation pressure maintenance.

WARNING: Driving on tires with improper inflation pressure is dangerous. These situations can cause a tire failure, including tread/belt separation, even at a later date, which could lead to an accident and serious personal injury or death.

TIRE ROTATION RECORD

TIRE ROTATION RECORD

MILEAGE	DATE	PSI	ODOMETER	DEALER NAME/SIGNATURE	
				PSI	ODOMETER
6,000					
12,000					
18,000					
24,000					
30,000					
36,000					
42,000					

THIS TIRE ROTATION RECORD IS USED IN CONJUNCTION WITH THE PIRELLI MILEAGE WARRANTIES. IT MUST BE FILLED OUT BY THE SERVICING DEALER.

ROTATION REQUIRED EVERY 5,000 - 7,000 MILES.